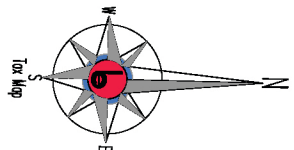


CITY OF CLIFTON
PASSAIC COUNTY



LEGEND

- RESIDENTIAL DISTRICTS**
- R-3 R-3 LOW/MEDIUM DENSITY HOUSING
 - R-5 R-5 LOW/MEDIUM DENSITY HOUSING
 - R-9 R-9 MEDIUM DENSITY HOUSING
 - R-18 R-18 MEDIUM/HIGH DENSITY HOUSING
 - R-MF R-MF MULTI-FAMILY HOUSING
 - AH-1 AH-1 AFFORDABLE HOUSING-1
 - AH-2 AH-2 AFFORDABLE HOUSING-2
 - ARHO-AFFORDABLE HOUSING OVERLAY DISTRICT
 - AEO-ADULT ENTERTAINMENT OVERLAY DISTRICT
- COMMERCIAL DISTRICTS**
- C-L LOCAL COMMERCE
 - C-O C-O OFFICE
 - C-G C-G GENERAL COMMERCE
 - N-C N-C NEIGHBORHOOD COMMERCIAL
- OFFICE DISTRICTS**
- POP POP PLANNED OFFICE PARK
- INDUSTRIAL DISTRICTS**
- I-R I-R RESTRICTED INDUSTRY
 - I-G I-G GENERAL INDUSTRY

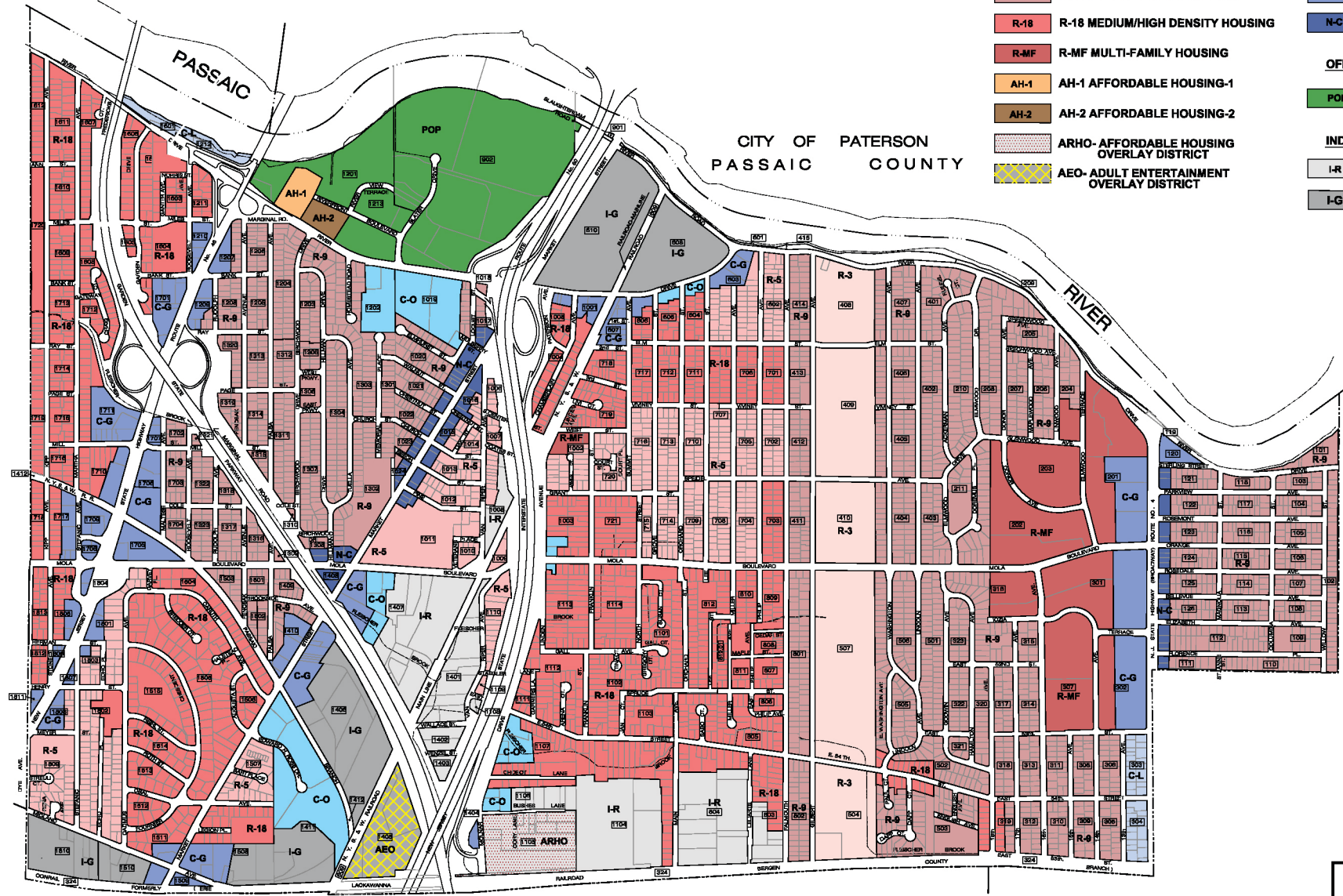
CITY OF GARFIELD COUNTY
BERGEN COUNTY

CITY OF PATERSON
PASSAIC COUNTY

BOROUGH OF FAIR LAWN
BERGEN COUNTY


TOWNSHIP OF SADDLE BROOK
BERGEN COUNTY

BOROUGH OF FAIR LAWN
BERGEN COUNTY



APPROVED BY THE MAYOR AND COUNCIL OF THE
BOROUGH OF ELMWOOD PARK BY ORDINANCE #
ON

MAYOR _____ CLERK _____



ZONING MAP FOR
BOROUGH OF ELMWOOD PARK
BERGEN COUNTY - NEW JERSEY

Boswell McCLave ENGINEERING
300 WALDEN AVENUE SECON JARDINE, N.J. 07094
TEL: 201-261-2700 FAX: 201-261-2701
A U.S. COMPANY OF ARCHITECTURE INC. MEMBERSHIP

STEPHEN T. BOSWELL, Ph.D., P.E., SECB
PROFESSIONAL ENGINEER N.J. LIC. # 34680

DATE: FEBRUARY 2018 DRAWN BY: GM CHECKED BY: FMK
SCALE: 1"=500' JOB No. EP-1377 DWG. No. EP-1377 1 OF 1

NO.	DATE	DESCRIPTION	BY	CHK